



TORMAX

AUTOMATIC

TDA-200

PARTS CATALOGUE

TORMAX TECHNOLOGIES

11803 STARCREST DR
SAN ANTONIO, TX 78247
(210) 494-3551
(210) 494-5930 [FAX]

v1.01

★★★★★
TORMAX
 AUTOMATIC



STD.DPA - (0 - 3½" REVEAL)
 STD.EPA - (3½" - 6⅝" REVEAL)
 INSWING PARALLEL ARM ASSEMBLY



STD.D1 - (-1¾" - 2½" REVEAL)
 STD.E1 - (2" - 6½" REVEAL)
 STD.F1 - (6" - 9⅜" REVEAL)
 OUTSWING DOOR ARM ASSEMBLY
 (BTM OF HEADER TO CL OF SHOE 1⅞")




STD.DH1 - (-1¾" - 2½" REVEAL)
 STD.EH1 - (2" - 6½" REVEAL)
 STD.FH1 - (6" - 9⅜" REVEAL)
 OUTSWING DOOR ARM ASSEMBLY
 (BTM OF HEADER TO CL OF SHOE 2⅝")



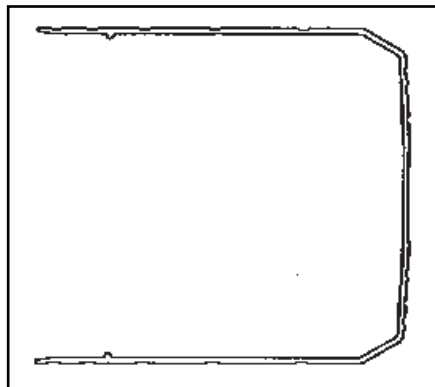
141046 - LEFT HAND
 140911 - RIGHT HAND
 INSWING BUTT HUNG DOUBLE
 EGRESS DOG LEG ARM (0-8" REVEAL)



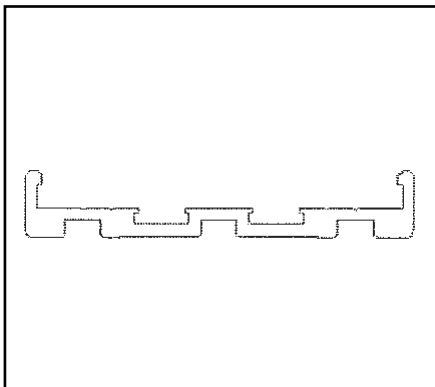
STD.GH1 - INSWING DOOR ARM
 & TRACK ASSEMBLY (0" REVEAL)
 STD.GS5 - TRACK ASSEMBLY



US800364
 DOUBLE EGRESS MAIN LEVER
 OUTSWING




140099-00
 TDA COVER EXTRUSION
 (14'9" LENGTH)




140100-08
 MOUNTING PLATE EXTRUSION
 MILL FINISH (14'9" LENGTH)



140180 - (NO PREP)
 140179 - (PREP)
 HEADER END CAP - BLACK



JEP.0003
 3-POS FUNCTION SWITCH



140178
 TDA OPERATOR SLOT COVER




STD.VGD
 OUTSWING ARM LINKAGE
 (-1¾ - 2½")



STD.VGE
 OUTSWING ARM LINKAGE
 (2 - 6½")



STD.VGF
 OUTSWING ARM LINKAGE
 (6 - 9½")



STD.PAN
 INSWING PANIC BREAKAWAY
 MECHANISM



EEP.0001
 ENCODER
 (WITHOUT DISK AND CABLE)



KAP.0001
 TDA MOTOR-GEAR-UNIT
 (WITHOUT ENCODER)



EAP.0005
 CLOSING SPRING




110003
 5-POS FUNCTION SWITCH ASSY.
 FLUSH MOUNT




110004
 5-POS FUNCTION SWITCH ASSY.
 SURFACE MOUNT



SAM.AVK
 EXTENSION CABLE FOR
 TCP.52 CONTROL



EAP.0013
 MOUNTING PLATE -
 TDA MODULES



JEP.0001
 BASIC MODULE



KEP.0001
 TCP.52 CONTROL



140177
 SIDE PLATES -
 CONTROL MOUNTING BOX



JEP.0002
 POWER SUPPLY



140262
 5-POS FUNCTION SWITCH



140676
 MAINS PLUG




140182
 MOUNTING PLATE -
 SURFACE MOUNT 5-POS
 FUNCTION PLATE




140183
 SURFACE BOX -
 5-POS FUNCTION SWITCH




140184
 COVER PLATE -
 5-POS FUNCTION SWITCH




140185
 10 CONDUCTOR SHIELDED CABLE



SAM.TDAB
 TDA B-MODULE



SAM.TDAE
 TDA E-MODULE



SAM.TDAF
 TDA F-MODULE



140284
 DECAL - 2 SIDED
 "AUTO DR ACT SWT TO OP"



140283
 AUTOMATIC DOOR CAUTION
 DECAL



390.9359
 TORMAX LOGO DECAL



US800865
 LOW ENERGY SAFETY CHECK
 DECAL - SWING DOORS



140407
 TDA DAILY SAFETY CHECK
 DECAL - SWING DOORS



141031
 DO NOT ENTER
 DECAL - 2 SIDED



141030
 ARROW DECAL - 2 SIDED



US801204
 ADA ACCESSIBLE DECAL




120511 - SINGLE APPLICATION
 120510 - PAIR APPLICATION
 TDA INSTALL & DECAL PACKAGE



US800944
SERSOFT USB CABLE



US800945
SERSOFT 9-PIN INTERFACE CABLE



US800946
SERSOFT SOFTWARE CD



US800943
SERSOFT KIT
(CD, USB AND CONNECTOR CABLES)