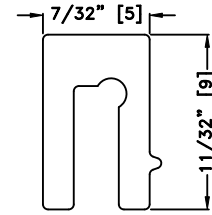
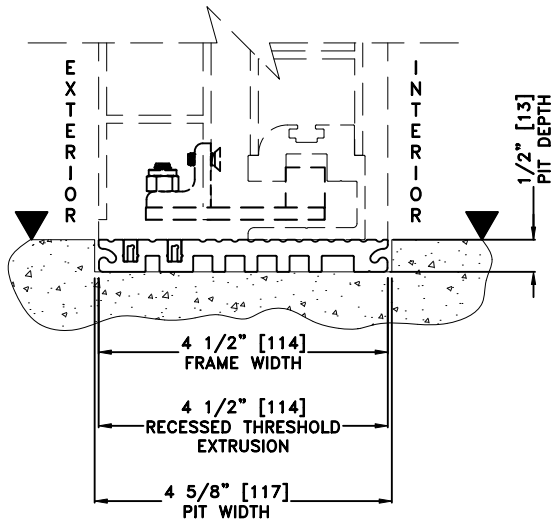
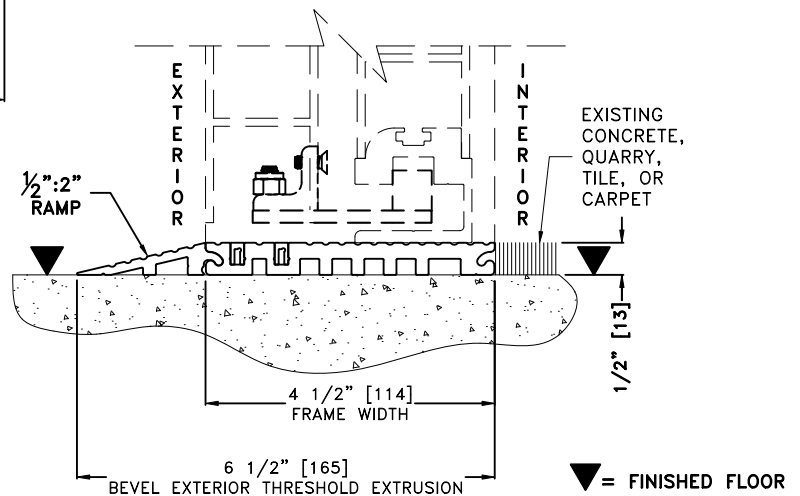
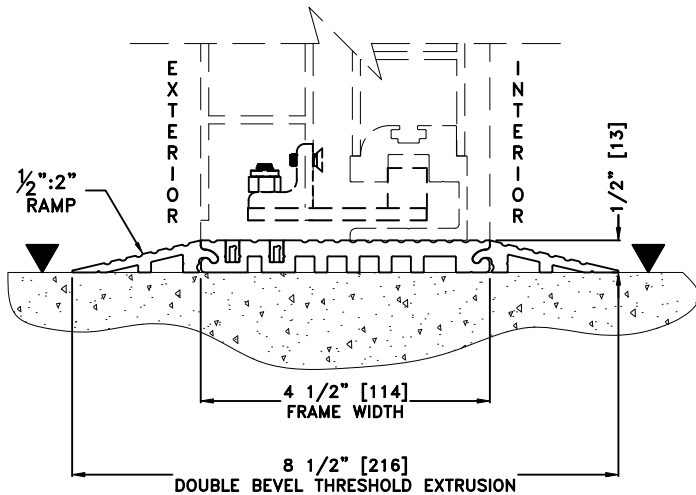
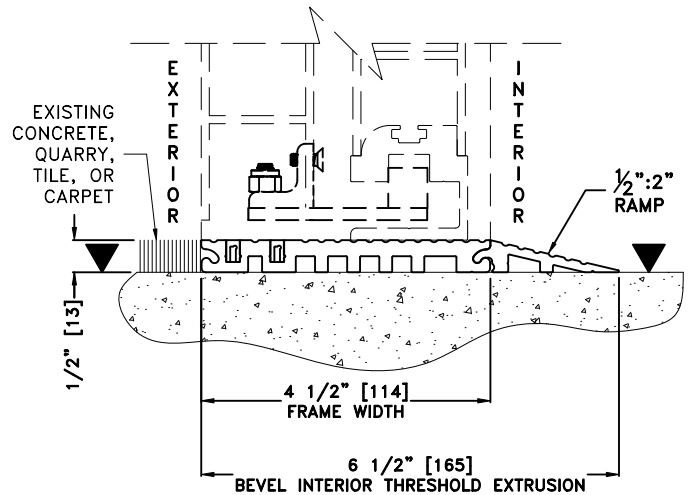


JOB NAME: _____ DATE: _____
 DOOR LOCATION: _____ DOOR NO: _____ SHEET ____ OF ____



THRESHOLD TRACK GROOVE FILLER STRIP -
 RUNS THROUGH SLIDE DOOR OPENING ON
 ALL SLIDE DOOR TRACKS



NOTES:
 THRESHOLDS ARE NOT REQUIRED FOR THE TX9200
 SERIES. DUE TO VARIOUS FLOORING CONDITIONS THE
 FOLLOWING THRESHOLD OPTIONS ARE AVAILABLE.
 THRESHOLDS ARE CONTINUOUS AND EXTEND FROM
 INSIDE JAMB TO INSIDE JAMB. DOORS AND SIDELITES
 ARE UNDERCUT 1/2" [13] TO ACCOMMODATE PROFILE
 HEIGHT OF THRESHOLD.

▼ = FINISHED FLOOR