TORMAX® AUTOMATIC

# TX9200SL AUTOMATIC SLIDING DOOR SYSTEM

## SINGLE RH OUTSIDE SLIDE APPLICATION (SX–O)

JOB NAME: _____ DATE: _____

DOOR LOCATION: _____ DOOR NO: _____ SHEET ___ OF ___

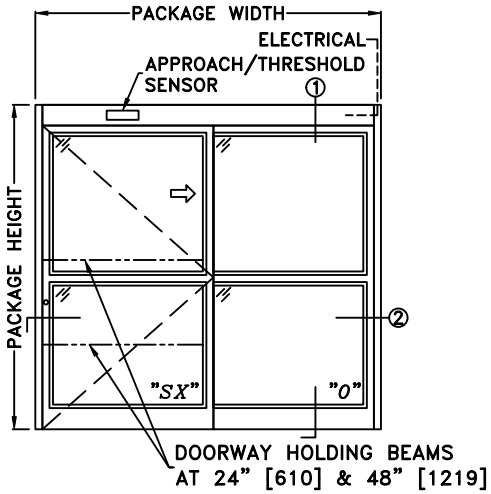


ELEVATION

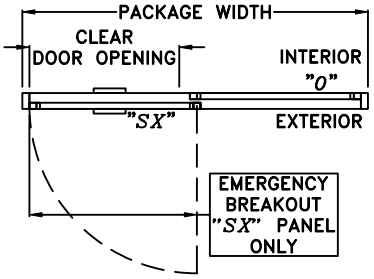


PLAN

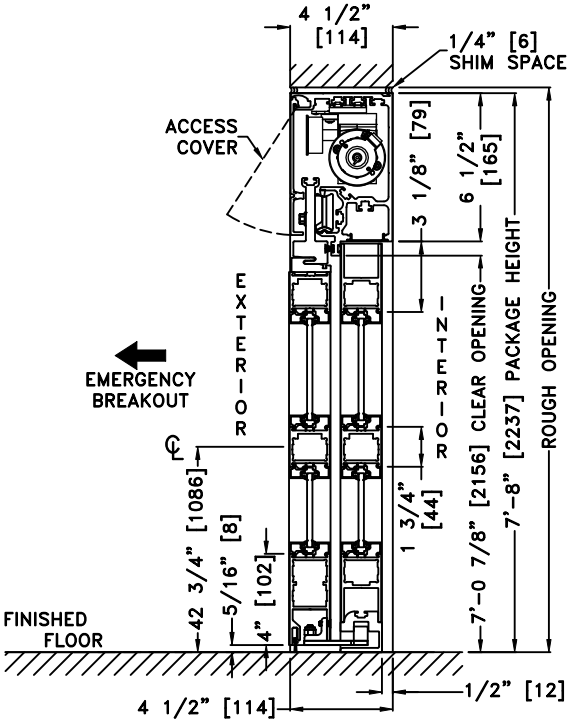


① VERTICAL SECTION

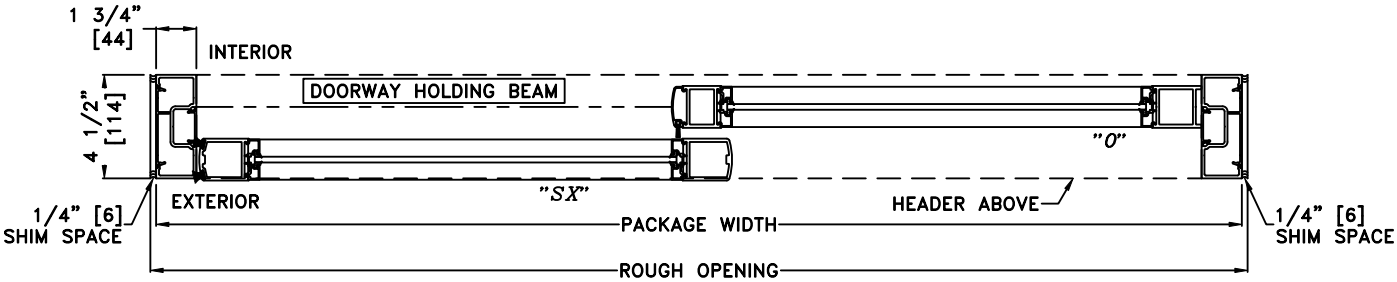


② HORIZONTAL SECTION

*SEE APPENDIX FOR THRESHOLD OPTIONS

| SAMPLE PACKAGE WIDTH INFORMATION | | | |
|---|---|---|---|
| PACKAGE WIDTH [UW] (*) | CLEAR DOOR OPENING [CDO] (*) | PANEL WIDTH [PW] (*) | EMERGENCY BREAKOUT WIDTH (*) |
| 2*[CDO] + 13 ¼ | [UW]/2 – 6 5/8 –OR– [PW] – 6 ⅛ | [UW]/2 – ½ | [UW] – [PW] – 3.5 |
| 7'–0" [2134] | 35 3/8" [899] | 41 1/2" [1054] | 39" [991] |
| 8'–0" [2438] | 41 3/8" [1051] | 47 1/2" [1207] | 45" [1143] |
| 9'–0" [2743] | 47 3/8" [1203] | 53 1/2" [1359] | 51" [1295] |
| (*) CALCULATIONS BASED ON EQUAL PANELS, 2 ⅛" NARROW STILES, & ¼" GLASS | | | |

NOTES:
1. DETAILS NOT TO SCALE
2. ELECTRICAL REQUIREMENTS: 120 VAC, 5 AMPS MIN. TO OPERATOR BY ELECTRICAL CONTRACTOR
3. DOOR PACKAGES ARE INDIVIDUALLY ENGINEERED TO FIT YOUR JOB REQUIREMENTS