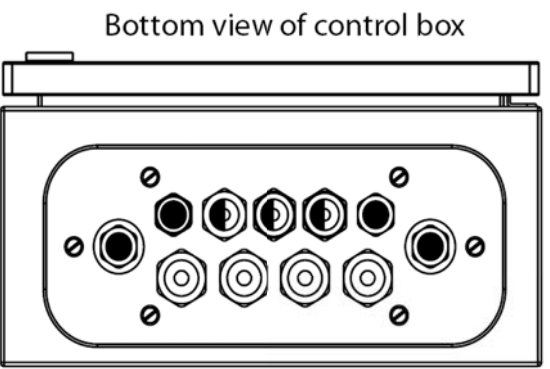




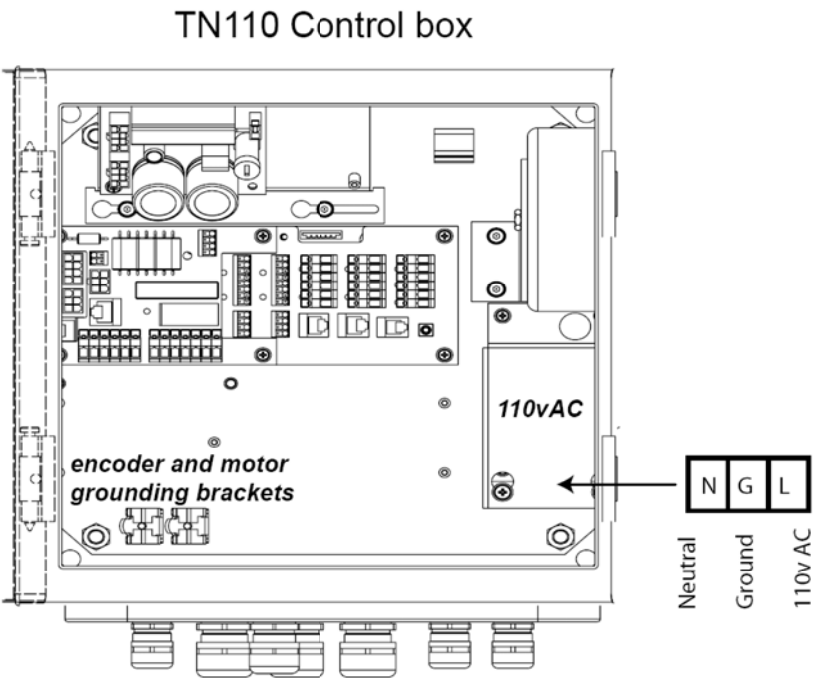


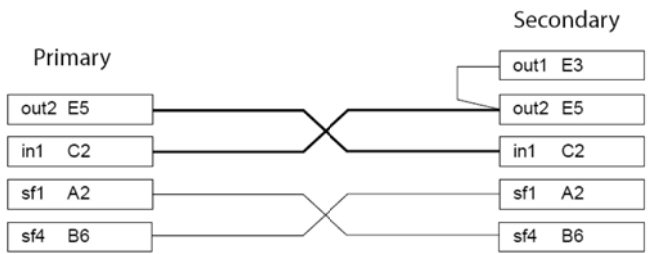
JOB NAME: _____ DATE: _____
 DOOR LOCATION: _____ DOOR NO: _____ SHEET ____ OF ____



-  cable Ø 5/16" 22 / 24 mm
-  cable Ø 11/32" 24 / 27 mm
-  cable Ø 15/32" 27 / 30 mm
-  cable Ø 1 - 5/16"



Use the couplings included in the control box to wire in the encoder and motor wires from the operator and thru a separate conduit the main power wires rated for 110vAC @ 10 aps.



For paired applications use US801378 wire and sync both controls as shown